Woningstichting SWZ

2025

HUURDERSOORDEEL — A

Nieuwe huurders	7.9	B
Reparatieverzoek	8.4	A
Vertrokken huurders	7.8	B

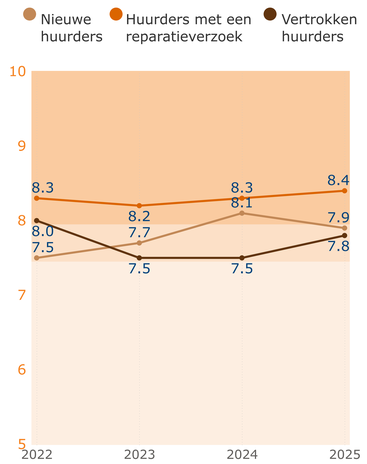

FINANCIËN — A

Beïnvloedbare bedrijfslasten per vhe **€ 672**

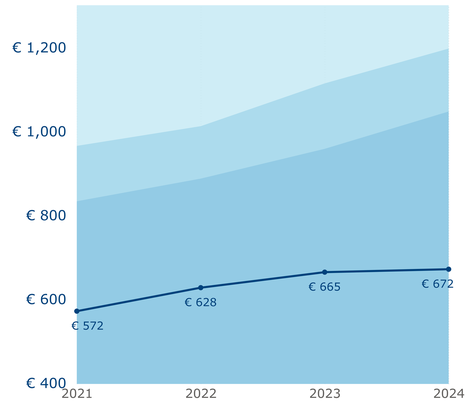

ONDERHOUD & VERBETERING — B

Uitgaven onderhoud, verbetering en verduurzaming [€/vhe]*	€ 4,234	C
Technische woningkwaliteit (EP2) [kWh/m2]	147.4	A
Ervaren woningkwaliteit	7.3	A

Uitgaven per vhe

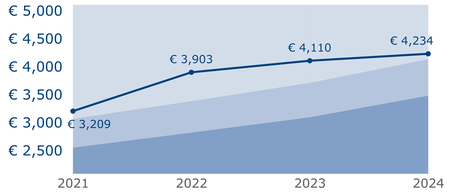

Technische woningkwaliteit

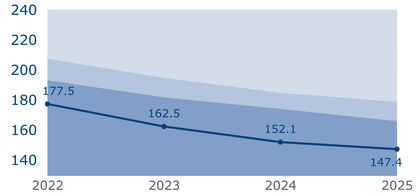

Ervaren woningkwaliteit

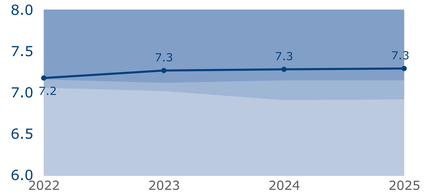

*vijfjaarsgemiddelde

DUURZAAMHEID — A

Isolatieprestatie [kWh/m2]	18.5	A
Energetische prestatie (EP2) [kWh/m2]	147.4	A
CO2-uitstoot gas [kg/m2]	14.3	A

Isolatieprestatie

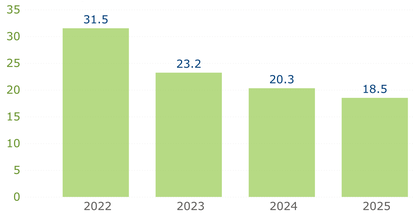

Energetische prestatie

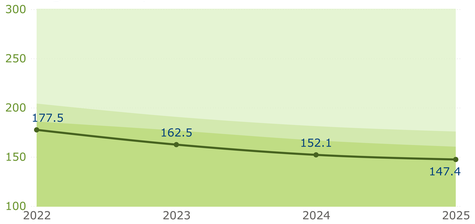

CO2-uitstoot gas

BESCHIKBAARHEID & BETAALBAARHEID

Verhouding huur / maximaal toegestane huur **59.1%**

Gemiddelde huur (DAEB)

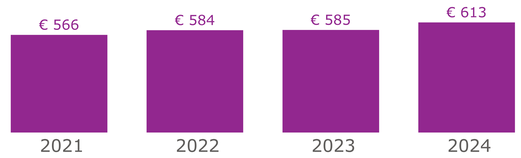

Aantal nieuwbouw woongelegenheden per jaar

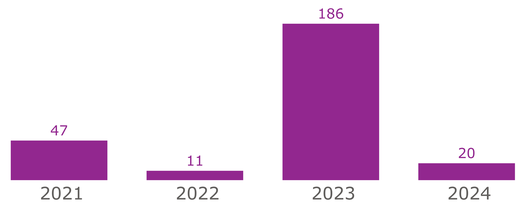

LEEFBAARHEID

	2024	2025
Veiligheidsgevoel	7.5	7.5
Ervaren overlast	7.2	7.1
Schone en nette buurt	6.8	6.7
Ervaren inzet corporatie	6.8	6.7
Leefbaarheidsuitgaven	€ 164	€ 169

aedes benchmark